



Cloverdale Paint

 Canadian Owned & Operated

SharkSkin®

Translucent Wood Stain **For Decks, Siding & Fences**

An exterior Oil/Alkyd hybrid Translucent stain formulated with the use of Transparent Iron Oxide pigments and Mildewcides for maximum longevity and performance.

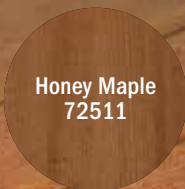


**THE ULTIMATE
IN DEEP
PENETRATING
SUN AND WATER
PROTECTION**

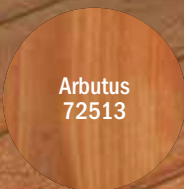
- Low molecular weight oils provide maximum protection
- The alkyd component contributes wear resistance, toughness and durability
- Formulated with fewer volatile solvents compared to conventional semi-transparent stains
- Use on horizontal surfaces; new or existing decks, pool and hot tub surrounds, stairs and railings
- Use on vertical surfaces; siding, outdoor furniture, trim lattice, doors, spindles, timber frames and wood fences




Cedar
72500



Honey Maple
72511



Arbutus
72513



Ironwood
72515



Teak
72512



Weathered Fir
72516



To ensure complete colour satisfaction, apply some stain to an inconspicuous area on the wood surface to be stained to see how the stain will look on the specific wood at the project site.



Cloverdale Paint Providing quality products and exceptional service since 1933

www.cloverdalepaint.com 

To Ensure Complete Satisfaction:


Read and apply according to the Technical Data Sheet and label instructions. This document is intended to be an overview of the product with some details. To ensure complete colour satisfaction, apply some stain on an inconspicuous area of the actual wood to be stained to see how it appears.

Full Technical Details, Surface Preparation & Application Instructions

Please refer to Technical Data Sheet, available at www.cloverdalepaint.com

Safety Precautions:

For detailed information please refer to MSDS.



Surface Preparation:

The surface must be free of all dirt, mildew stains, loose and foreign material. Surface must be completely dry and not be exposed to moisture for a minimum of 3 days prior to the application of the stain and the moisture content should not exceed 14%. For new and weathered wood lightly sand with 80-100 grit abrasive paper to open up the surface to allow for proper penetration of the product. Mill glaze appears as a shiny surface on the wood and is product of the milling process. Mill glaze must be removed as it will affect the porosity of the substrate. Removal may be done using SharkSkin® Mill Glaze remover or by sanding the surface. Use SharkSkin® Deck Brightener with a stiff brush to remove all loose wood fibre from the surface. Rinse and allow deck to fully dry prior to the stain application. Protect all plant and vegetation from cleaners and stain contact using a polyethylene drop sheet.

Previously Stained Surfaces:

All existing stain must be removed to bare wood prior to the application of the SharkSkin® Translucent Wood Stain. If using a chemical stripper dark staining may appear. Prior to the application of the stain use SharkSkin® Deck Brightener to ensure no dark stains will be telegraphed through the coating. Allow deck to thoroughly dry prior to the application of the stain.

Pressure Treated Wood:

Porosity should be checked prior to the application of the stain. Pressure treating chemicals may reduce the ability for the stain to penetrate into the wood. Test porosity by dripping fresh water onto the surface. Water must absorb rapidly into the wood indicating a surface that will accept the stain. Should the water bead up, allow surface to weather and re-test prior to staining. Before staining apply a test patch, check porosity and colour as pressure treating will affect the stain colour.


Extractive Bleeding:

New wood containing high levels of tannins should be prepared using SharkSkin® Deck Brightener to limit discoloration or tannin bleed.

Cloverdale Paint Store or Authorized Dealer:

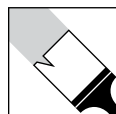
Application:

Prior to applying SharkSkin® Translucent Wood Stain, perform a small test area to ensure porosity and colour are as desired.



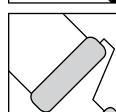
Brush:

Apply using a quality Natural or Synthetic brush. It is recommended that all deck boards be stained lengthwise in order to reduce overlapping. Routinely stir product to ensure product does not settle in the can during application. Avoid over application or puddles as they will produce a blotchy finish. Excess stain should be removed using a clean rag.



Rolling:

A 10 mm nap roller may be used for the application; however back brushing may be required should stain begin to pool on the surface. Puddles should be brushed out ensuring all stain has either penetrated or has been removed from the surface.



Spray:

Airless Spray should not exceed 2000 psi using a .011" - .013" tip or an HVLP using 10 psi cap pressure with a 1.3 tip. Application using spray may require back brushing to ensure proper penetration of the stain. Any puddles or pooling not penetrating will need to be removed using a rag.




Coverage:

On smooth surface, approximately 100-250 ft². Less should be expected on rough surfaces. Apply one coat only at recommended coverage. Freshly stained surfaces that remain glossy after 30-60 minutes and areas of low absorption such as knots and tight grain should be wiped of excess SharkSkin® Translucent Wood Stain using a clean cloth.



Dry Times:

Allow 24 hours for stain to penetrate and cure. Dry times will be extended depending on temperature and humidity. Allow 24 hours before exposing the freshly stained surface to light foot traffic. Allow 48 hours before replacing deck furniture or barbecues. If additional coat is required to achieve the desired colour and protection, apply within 4 -6 hours ensuring proper penetration removing any excess material with a clean cloth.



Clean up and Disposal:

Clean up application equipment with mineral spirits or VOC compliant brush cleaner. Keep container closed when not in use. Do not transfer contents to other container for storage or disposal. In case of spills, absorb with inert material such as sand or kitty litter. Dispose of empty container or unused material in accordance with local and federal regulations.

Maintenance:

Depending on colour, level of foot traffic and degree of sun exposure, a maintenance coat may be required after 2 or 3 years. Simple re-apply as above over a clean dry surface. Avoid staining in direct sunlight as it may cause blistering or rapid dry which may cause lap marks. Apply in the shade whenever possible.

DANGER! FLAMMABLE & COMBUSTIBLE

This product as well as the application equipment used to apply the stain is flammable & combustible. Use only in well-ventilated area. Keep away from flames, such as a pilot light and any object that sparks, such as an electronic motor. Keep out of reach of children. Materials such as brushes, rollers, rags, paper towels, steel wool or any other equipment used with this product may begin to spontaneously ignite. After use, put these materials in water or lay flat to dry, prior to discarding.

